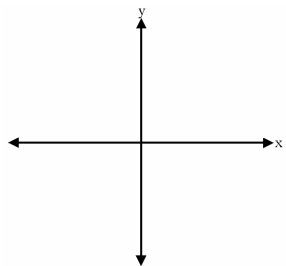
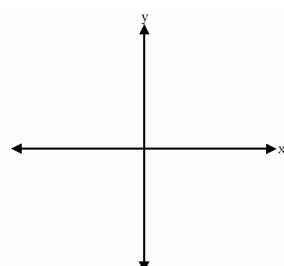


Draw a sketch for each angle given, then find the measure of the reference angle.

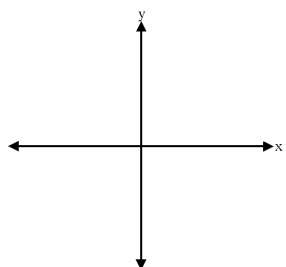
1.  $256^\circ$



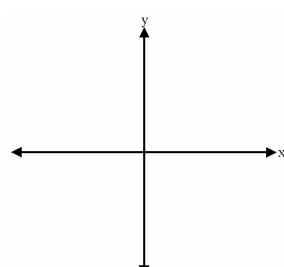
2.  $153^\circ$



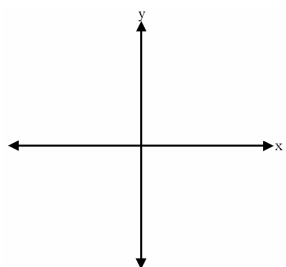
3.  $391^\circ$



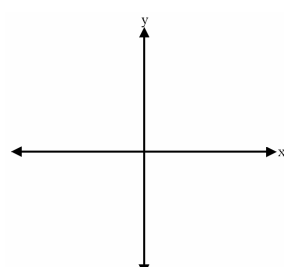
4.  $88^\circ$



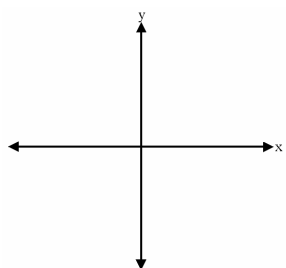
5.  $976^\circ$



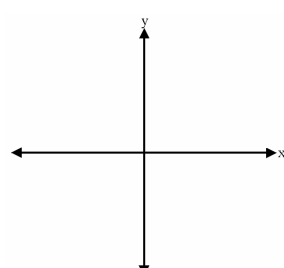
6.  $-58^\circ$



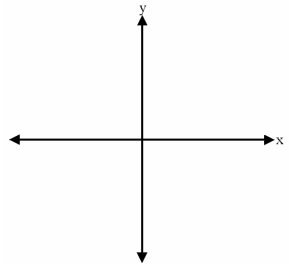
7.  $-220^\circ$



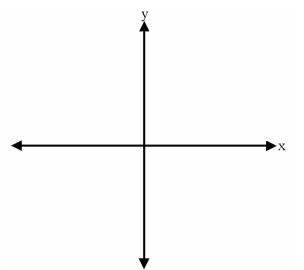
8.  $643^\circ$



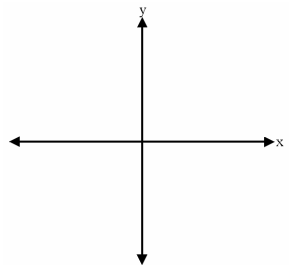
9.  $-410^\circ$



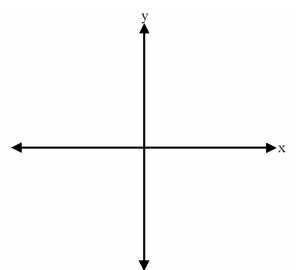
10.  $726^\circ$



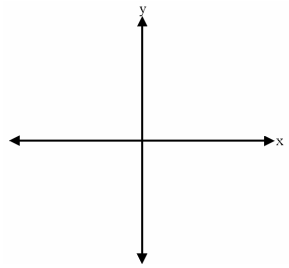
11.  $178^\circ$



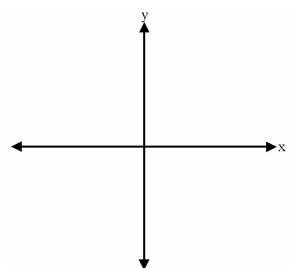
12.  $98^\circ$



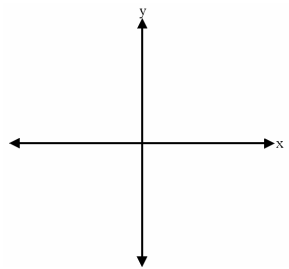
13.  $70^\circ$



14.  $-385^\circ$



15.  $36^\circ$



16.  $360^\circ$

